


9th Biennial Conference Baskets and Gourds Containers of Our Culture 2024



**Elks Lodge Mill Creek Conference Center
Visalia, California
Opening Reception April 26 – Arts Visalia
Classes April 27 & 28, 2024**

Sponsored by Tulare-Sequoia Gourd Patch and the California Gourd Society

Welcome to Visalia, Tulare County, and nearby Sequoia National Park!

We're so glad you're coming to Baskets and Gourds - Containers of our Culture Version 9.0! We have a wonderful conference planned with instructors from around the country and a fabulous keynote speaker on Saturday, Annetta Kraayveld.

As you schedule your trip, we hope that you'll consider extending your stay to enjoy the many opportunities our beautiful area has to offer.

Visalia is aptly named "The Jewel of the Valley." It's a unique city with small town charm, parks, rivers, lakes, and great restaurants. You might catch a Rawhide baseball game (Arizona Diamondbacks), play golf, walk the trails at St. John River, or try your luck in a nearby casino.

Sequoia & Kings Canyon National Parks are the best reason to extend your trip to the valley. If you'd like a guide to the parks, we recommend Sequoia Sightseeing Tours. You will also find lots of information on the NPS website (Exploring Soundscapes is great!) and on the NPS Sequoia & Kings Canyon app.

We are looking forward to seeing you in April for an exciting and creative weekend!



Photo Credit: Sue Winters

California Gourd Society and Handweavers of the Valley are community partners in this conference.

Conference Committee Members:

Sue Winters	Toni Best	Sam McKinney
Linda Matthews	Karen Ayers	Diana Lopez
Kathryn Weber	Vickie Dewitt	Nancy Brogan
Donna Alves	Laura Manser	Carol Rookstool
Alice Hengst		

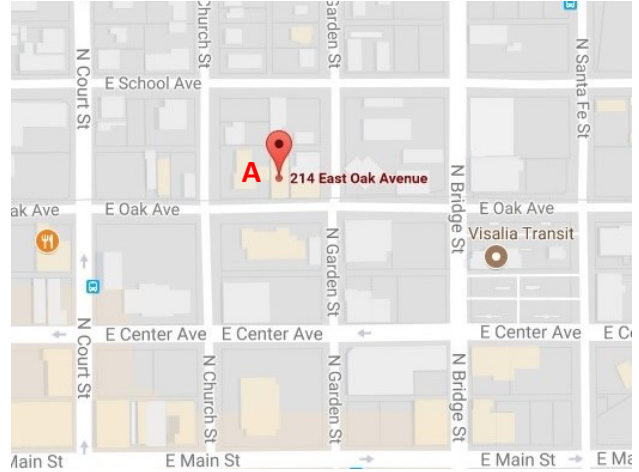
Thank you to Arts Visalia and the Arts Consortium for their continued partnership.

EVENT SCHEDULE

FRIDAY, APRIL 26:

Arts Visalia (Red A on Map)
Exit Court St. off Hwy 198
214 E. Oak Avenue, Visalia, California
(559) 739-0905

A) Arts Visalia



Reception for Teachers' Art Exhibit 6:00 pm – 8:00 pm

SATURDAY, APRIL 27:

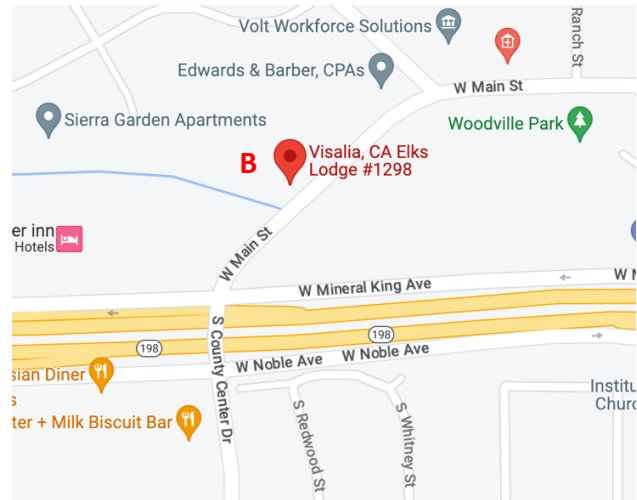
Elks Lodge (B on Map)
Exit Mooney or Demaree off Hwy 198
3100 W. Main Street, Visalia, CA

Silent Auction opens	8:00 am
Check-in	8:00 am – 8:45 am
Artisans and Vendors	8:00 am – 5:00 pm
Classes	9:00 am – 4:00 pm
(Lunch time is at the discretion of the teacher)	
Teachers' Marketplace and Reception	4:30 pm – 5:30 pm
Buffet Dinner and Keynote Speaker	6:00 pm – 8:30 pm
Silent Auction Ends	6:30 pm - Results Announced

SUNDAY, APRIL 28:

Elks Lodge (Red B on Map)
3100 W. Main Street, Visalia, CA

B) Visalia Elks Lodge



Check-in	8:00 am – 8:45 am
Artisans and Vendors	8:00 am – 4:00 pm
Classes	9:00 am – 4:00 pm
(Lunch time is at the discretion of the teacher)	

FOR FURTHER INFORMATION:

Toni Best
P.O. Box 6846
Visalia, CA 93290
(559) 627-5430
tonibestbaskets@gmail.com

A block of 50 rooms at \$95 per night has been set aside at the Lamp Litter Inn (walking distance to Elks Lodge) – Reserve Early by Phone! Lamp Litter Inn, 3300 W. Mineral King Ave. (559) 732-4511

SATURDAY CLASSES

All classes are \$65.00 plus materials fees



#101 Saturday – Small Whimsical Gourd Creatures

Instructor: **Karen Ayers** – Exeter, CA

Small bottle gourds made into whimsical creatures for ornaments or decorations using PC Lumber and paint.

Dimensions of the project:

Between 3” and 4” tall

Materials & preparation fee: \$25

All Levels

Tools needed: Apron and paint brushes (some fine tipped), water for paints



#102 Saturday – Lattice Twill

Instructor: **Deb Curtis** – Corvallis, OR

Using western red cedar bark, you’ll weave a two-two twill basket, finishing it with a folded diagonal rim. Bear grass will be overlaid on the outside of the basket to create the pattern. You will be preparing some of the bear grass for your basket and some prepared bear grass will be provided so you can finish the overlay.

Dimensions of the project:

4.5” x 1.5” x 4.5”

Materials & preparation fee: \$100

Intermediate to Advanced

Tools needed: strong scissors, tape measure, hemostats or needle nose pliers, large eye needle, packing tool or flat edge screwdriver, clothespins, spray bottle, towel, small bucket, knife, awl, towel, clip clothespins (ideally wood), old towel, flat edge sharp knife



#103 Saturday – Rustic Bird Bath

Instructor: **Vickie DeWitt** – Exeter, CA

An open weave basket that can be used as a bird bath or bird feeder. Use up your yard plants, palms, ivy, and regular basket materials. Easy, fun, and useful. Looks nice in any garden, and the bird visitors will be so happy.

Dimensions of the project:

8" x 12"

Materials & preparation fee: \$15

All Levels

Tools needed: Towel, bucket, scissors. Instructor supplies all materials needed



#104 Saturday – Garden Spiders

Instructor: **Jodi Dingivan** – San Martin, CA

Garden bugs. This is a fun project where you can take any household item and turn it into something creative using your imagination. You will be working with gourds and quick wood and acrylic paint.

Dimensions of the project:

6" x 3"

Materials & preparation fee: \$20

All Levels

Tools needed: Sandpaper, paint pallet, paint brushes, bowl for water



#105 Saturday – 3-Layer Necklace

Instructor: **Vickie Echols** – Temecula, CA

Students will learn to coil pine needles on the rim of a wide-open gourd. You will go bead crazy doing the mariposa stitch using Picasso beads to create 3 layers for a “necklace” effect.

Dimensions of the project:

6-8” x 7-10”

Materials & preparation fee: \$45

Intermediate

Tools needed: Sharp scissors, jewelry size wire cutters, and small needle nose pliers



#106 Saturday – Googly Eyed Characters

Instructor: **M.E. Hue Graham** – Selma, CA

In this class, you will foster the whimsy of allowing yourself to be creative. As you develop your two characters into a pendant and/or ornament, the focus will be on the eye placement and wire configurations. This is so they dangle and do not fall out of the head. Character development: drawing/painting the nose, mouth, clothes and adding extras like legs and arms.

Dimensions of the project:

3” x 2.5” x 3”

Materials & preparation fee: \$10

Beginner

Tools needed: Small paint brushes for detail painting, needle nose pliers or tweezers, awl, mask. Optional: wood burner, small size pin drill, magnifying glass, light



#107 Saturday – Metallic Patchwork

Instructor: **Cookie Hanson** – Seal Beach, CA

Unique quilted effect enhancement with the addition of shapes, charms, found objects, and embossing. Completed project will look like antiqued metal.

Dimensions of the project:

6" x 6"

Materials & preparation fee: \$30

All Levels

Tools needed: Scissors



#108 Saturday – Gold /Copper Leafing

Instructor: **Heather Hopman** – Jackson, CA

Students will burn and then use metal leaf to embellish the design. Techniques taught will include advanced burning techniques, leaf selection, metal leaf gilding, dimensional techniques, and sealing.

Dimensions of the project:

3" x 3"

Materials & preparation fee: \$15

All Levels

Tools needed: Small to medium paint brushes, woodburner, and heat gun. Ornament gourds will be provided but feel free to bring your own gourd. Laser burned gourds will be provided if you cannot bring your wood burner.



#109 Saturday – Cobweb and Whisk Broom

Instructor: **Bonnie Kennedy** – Reno, NV

Students will be making two brooms, a cobweb broom, and a whisk broom. They are made from real broom corn. You will never truly appreciate the magic of real broom corn until you sweep with one of these.

Dimensions of the project:

5" x 8" and 12" x 8"

Materials & preparation fee: \$60

All Levels

Tools needed: Scissors



#110 Saturday – Beaded Bird Mask

Instructor: **Camille King** – Santa Rosa Valley, CA

Create a beautiful bird mask using beaded ball chain, a new and beautiful material.

Dimensions of the project:

13" x 6"

Materials & preparation fee: \$50

All Levels

Tools needed: Scissors, tweezers, wire cutters, pencil



#111 Saturday – Papyrus Purse

Instructor: **Annetta Kraayveld** – Helena, MT

A sweet little purse that is usable and durable. This diagonal plaited purse is made with washable paper cut into 11mm wide strips. Basketry techniques taught in class: weaving a plaited base, diagonal plaiting, folded picket rim, adding curls, and adding leather handles. Students will have color choices which will make each purse unique. Diagonal plaiting experience is helpful

Dimensions of the project:

6.5" x 2" x 5.5"

Materials & preparation fee: \$65

Intermediate

Tools needed: Small packing tool, several toothless micro-clips or plastic quilter clips, small sharp scissors, pencil and a 12" straight edge ruler



#112 Saturday – Burden Basket

Instructor: **Jennifer Malone - Wukchumni Tribal Member** – Exeter, CA

Students will learn twining technique and basketry etiquette. We will talk about wukchumni ways. Prayer before gathering. Don't gather more than you can use or prepare (no wasting) give first item made (learn how to give) no weaving at night. Only weave when you are in a good feeling. Only good goes into our baskets. Clean up area you were at, whether it is your mess or not. Help keep mother earth clean.

Dimensions of the project:

5" x 3" x 5"

Materials & preparation fee: \$75

Intermediate

Tools needed: X-acto knife, awl, and hand clippers



#113 Saturday – Nest Necklace – morning; Pussy Willow Acorn Earring – afternoon

This is one class with morning and afternoon sessions

Instructor: **Margaret Mathewson** – Asea, OR

Morning session: Random weave in wire and natural materials with pearl eggs. This can be a mix of more or less naturals or bright wire in a variety of colors. Make one pendant or two earrings. Also, students may choose to make an “abalone shell” wire pendant. String the pendant with beads and a little leaf, bug or bird charm.

Afternoon session: Plain twining in a mix of wire and natural materials with fluffy pussy willows making simulated tiny acorns. Attach ear wires or string them as pendants.

Dimensions of the project:

Varies

Materials & preparation fee: \$20 for the day **All Levels**

Tools needed: small wire cutter, needle nosed pliers, plain small pliers, medium size darning needle, small bowl for water, a tray or box to keep the small things contained at their work area



#114 Saturday – Woodburned Feathers/Leather Wrap

Instructor: **Sam McKinney** – Lindsay, CA

Freehand woodburned feathers with a leather wrap

Dimensions of the project:

5” x 4-5”

Materials & preparation fee: \$45 **All Levels**

Tools needed: Apron, Detail Master or Razor Tip Burner, pointed tip like an arrowhead or spear, mask for wood burning



#115 Saturday – Baskets in Process

Instructor: **Lucy Parker** - Kashaya Pomo, Yosemite Miwok, Mono Lake Paiute, and Coast Miwok people – Lee Vining, CA

Gather traditions and customs of cultural use

Dimensions of the project:

varies

Materials & preparation fee: \$45 **All Levels**

Tools needed: Scissors, awl, sharp knife and a small water container for dipping the materials of tule which is supplied by the instructor



#116 Saturday – Beginning Knotless Netting Basket

Instructor: **Kathy Rousso** – Ketchikan, AK

Knotless netting with plastic coated copper wire or thigh spun maguay (agave fiber).

Dimensions of the project:

4" x 4" x 3"

Materials & preparation fee: \$30 **All Levels**

Tools needed: Needle or awl to poke through holes, needle nose pliers



#117 Saturday – Double Dream Catcher

Instructor: **Grace Swanson** – Encinitas, CA

Students will learn to make a dream catcher that can be a little different on each side. They will learn to use TransTint dye for the color. Students will have their choice of thread, beads, and centers.

Dimensions of the project:

8" x 8"

Materials & preparation fee: \$40

All Levels

Tools needed: Heat setter gun, power drill with 1/16 bit



#118 Saturday – Cedar Woven Abalone Shell

Instructor: **Jennifer Wool** – San Jose, CA

Students will use ¼" red cedar strips woven in a twill pattern and twined around with grasses attaching to a large abalone shell. Finish with a flip and fold rim.

Dimensions of the project:

9" x 6" x 1.5"

Materials & preparation fee: \$80

Intermediate

Tools needed: Spray water bottle, basketry shears, small clips, tapestry needle

SUNDAY CLASSES

All classes are \$65.00 plus materials fees



#201 Sunday – Dressed for the Dance

Instructor: **Toni Best** – Visalia, CA

Students will create a coiled pine needle basket stitching pine needles with waxed linen on a class-ready gourd. They will choose their stitch and learn how to create “floating” coils which are not completely attached to the previous coil.

Dimensions of the project:

Sizes vary depending on gourd that is selected by student

Materials & preparation fee: \$60

All Levels

Tools needed: Small, sharp scissors



#202 Sunday – Cedar and Bark Flask

Instructor: **Deb Curtis** – Corvallis, OR

Students will cover a metal flask with cedar and birch bark. Learn how to start and make an oval twined base, then plait the sides, inserting wider pieces of birch bark and finish with the diagonal fold down rim.

Dimensions of the project:

4.5” x 1.5” x 5”

Materials & preparation fee: \$90

All Levels

Tools needed: strong scissors, tape measure, hemostats or needle nose pliers, large eye needle, packing tool or flat edge screwdriver, clothespins, spray bottle, towel, small bucket, knife, awl, towel



#203 Sunday – 3 D Tree

Instructor: **Jody Dingivan** – San Martin, CA

Students will learn to carve on a gourd. You will use translucent paints, learning to paint the trunk and the shadows. You will learn to work with a two-part epoxy so that you can move your leaves around to get the dimension you want.

Dimensions of the project:

12" – 18"

Materials & preparation fee: \$40

All Levels

Tools needed: Carver, cone sable tooth bit, paintbrush, small cup for water, heat gun, sharp scissors, face mask



204 Sunday – Step It Up with Big Beads

Instructor: **Vickie Echols** – Temecula, CA

Students will start with building a foot to stabilize the gourd. Next we will learn to coil pine needles on the rim of the gourd while adding a bead on each round to create a step-up design.

Dimensions of the project:

6-8" x 6-8" x 7-8"

Materials & preparation fee: \$50

Intermediate

Tools needed: Sharp scissors, jewelry size wire cutters and small needle nose pliers



#205 Sunday – Googly Eyes Creatures

Instructor: **M.E. Hue Graham** – Selma, CA

In this class, you will foster the whimsy of allowing yourself to be creative. When you develop your two characters into a pendant and/or ornament, the focus will be on the eye placement and wire configurations. This is so they dangle and do not fall out of the head. Character development: drawing/painting the nose, mouth, clothes and adding extras like legs and arms.

Dimensions of the project:

3" x 2.5" x 3"

Materials & preparation fee: \$10

Beginner

Tools needed: Small paint brushes for detail painting, needle nose pliers or tweezers, awl, mask. Optional: wood burner, small size pin drill, magnifying glass, light.



#206 Sunday – Gold/Copper Leafing

Instructor: **Heather Hopman** – Jackson, CA

Students will burn and then use metal leaf to embellish the design. Techniques taught will include advanced burning techniques, leaf selection, metal leaf gilding, dimensional techniques, and sealing.

Dimensions of the project:

5" x 2.75" x 4"

Materials & preparation fee: \$75

Intermediate

Tools needed: Small to medium paint brushes, woodburner and heat gun. Ornament gourds will be provided but feel free to bring your own gourd. Laser burned gourds will be provided if you cannot bring a wood burner.



#207 Sunday – Weaving on a Stick

Instructor: **Bonnie Kennedy** – Reno, NV

This is a rib basket woven on a stick – you can bring your own stick and I will have some available to weave on. This is a good way to use that piece of driftwood, or that stick you picked up on your last hike, or maybe a stick from that tree you lost last winter.

Dimensions of the project:

12" x 8" x 12"

Materials & preparation fee: \$40

All Levels

Tools needed: Strong scissors, tape measure, hemostats or needle nose pliers, large eye needle, packing tool or flat edge screwdriver, clothespins, spray bottle, towel, knife, and awl. Teacher will provide soaking buckets.



#208 Sunday – Beaded Chain Embellishment

Instructor: **Camille King** – Santa Rosa Valley, CA

Create colorful designs on a gourd with beaded chain as an embellishment. This fun technique brings added texture and color to any gourd. Let your imagination go wild.

Dimensions of the project:

6" x 8"

Materials & preparation fee: \$40

All Levels

Tools needed: Scissors, tweezers, wire cutters, pencil



#209 Sunday - Twill, Ti Twining and Tails

Instructor: **Annetta Kraayveld** – Helena, MT

Working with hand-painted, hand-cut paper, students will weave a striking little basket filled with fun techniques. Students will weave a herringbone (2/2) twill base, the sides are woven with twill rows and three different Ti twining techniques. The basket is completed by tucking the stakes to create tails and the rim is finished with a V lash. Students will have color choices.

Dimensions of the project:

4.75" x 4.75" x 4.75"

Materials & preparation fee: \$65

Intermediate

Tools needed: Small packing tool, several toothless micro-clips or plastic quilter clips, small sharp scissors, a pencil, ruler/tape measure, #24 tapestry needle



#210 Sunday – Burden Basket

Instructor: **Jennifer Malone, Wukchumni Tribal Member** – Exeter, CA

Students will learn twining technique and basketry etiquette. We will talk about wukchumni ways. Prayer before gathering. Don't gather more than you can use or prepare (no wasting) give first item made (learn how to give) no weaving at night. Only weave when you are in a good feeling. Only good goes into our baskets. Clean up area you were at, whether it is your mess or not. Help keep mother earth clean.

Dimensions of the project:

5" x 3" x 5"

Materials & preparation fee: \$75

Intermediate

Tools needed: X-acto knife, awl, hand clippers



#211 Sunday – Willow “Gourd” – Person or Flower Basket

Instructor: **Margaret Mathewson** – Asea, OR

Weave a gourd shape with willow techniques. This project is twining, waling, packing, and a variety of weaves and natural materials to form a raised side that is either bent over a stem or creating an opening pointing outward. A small ceramic face is placed in the opening and little hands complete the ‘person.’ An alternative is to use the basket without the face to display dried flower arrangements. Pussy willows will be available. Techniques include several kinds of twining and a small braided border. Advanced students may choose a variety of fancier weaves including 3 strand braid and zig zag. This class uses small willows, so is fine for hands that cannot handle big willow work.

Dimensions of the project:

12-15” x 6-8”

Materials & preparation fee: \$40

All Levels

Tools needed: Small knife, strong scissors or cutting tool, towel for wrapping willows



#212 Sunday – Spiraling Seed Beads

Instructor: **Sam McKinney** – Lindsay, CA

Students will learn how to spiral seed beads and finish the rim of the gourd.

Dimensions of the project:

Varies

Materials & preparation fee: \$45

All Levels

Tools needed: Teacher will provide all tools



#213 Sunday – Baskets in Process

Instructor: **Lucy Parker** - Kashaya Pomo, Yosemite Miwok, Mono Lake Paiute, and Coast Miwok – Lee Vining, CA

Gather traditions and customs of cultural use

Dimensions of the project:

Varies

Materials & preparation fee: \$45

All Levels

Tools needed: Scissors, awl, sharp knife and a small water container for dipping the materials of tule which is supplied by the instructor



#214 Sunday – Paper Reed Spirit Bag

Instructor: **Melanie Perkins** – Crockett, CA

Students will practice splitting paper reed length-wise, learn how to tie Japanese interlinking square knots, how to end a row, and how to finish the top of a small spirit bag. Finished project hung on satin cord, embellished with buttons.

Dimensions of the project:

1" x 2" x 2.5"

Materials & preparation fee: \$25

Intermediate

Tools needed: Small, sharp scissors, small needle nose pliers, small awl or knitting needle (US5 or US6)



#215 Sunday – Advanced Knotless Netting Basket

Instructor: **Kathy Rousso** – Ketchikan, AK

Complex varieties and complex patterns of knotless netting with plastic coated copper wire.

Dimensions of the project:

4" x 4" x 4"

Materials & preparation fee: \$30

Intermediate - Advanced

Tools needed: Needle or awl to poke through holes, needle nose pliers



#216 Sunday – Chip Carving and Pine Needle Rim with Beads

Instructor: **Grace Swanson** – Encinitas, CA

Students will learn to chip carve and how to add pine needles and small beads onto the rim of the gourd.

Dimensions of the project:

7" x 7" x 7"

Materials & preparation fee: \$50

All Levels

Tools needed: None, all tools including chip carver will be supplied by teacher



#217 Sunday – Cedar Amulet Pouch

Instructor: **Jennifer Wool** – San Jose, CA

Students will learn how to weave with western red cedar twining and triple twine with a reverse arrow using waxed linen, a flip and fold rim, and finish with a leather cord.

Dimensions of the project:

2.75" x 2" x 0.5"

Materials & preparation fee: \$65

Intermediate

Tools needed: Basketry shears, small packing tool, embroidery needle, spray water bottle

Keynote Speaker Biography

Annetta Kraayveld

Current President of the National Basket Organization (NBO)

It's hard for Annetta to remember a time when she was not creating something; she is a maker. In the early 1990's, she discovered basket weaving after stumbling upon a book and begging a lesson; she quickly began making baskets, experimenting and teaching basketry. She has been teaching at fiber arts and basketry gatherings across North America since 2000.

Over the years, Annetta's work has won several awards and been included in several national exhibits. She currently has work in *Art Evolved: Intertwined* (Studio Art Quilt Associates and National Basketry Organization), *Papermade* (Fiber Art Now), and both the 2022 and the 2023 *Small Expressions* (Handweavers Guild of America). In addition to studio work and teaching, Annetta is active in several local and state basketry guilds. In 2020, Annetta joined the National Basketry Organization Board, and currently serves as president. In 2023, she participated in the World Wicker and Weaving Festival in Poznan, Poland.

Baskets: What started as a hobby soon became her life's work. As a teacher, Annetta focuses on mastery, basketry techniques and stretching perceived limits. As a maker, her work is somewhere between traditional and contemporary.

Annetta was born and raised on the prairies in Alberta, Canada. After living among the trees in Wisconsin for many years, she is happy to weave and live surrounded by mountains in Helena, Montana.



Teacher Biographies

Karen Ayers – Exeter, CA – Tulare/Sequoia Gourd Patch

I have always loved art, even as a young child, I was always coloring and making stuff. About 15 years ago, I was buying vegetable seeds when I came across gourd seeds. I started growing them, then what do you do with them? So that's how gourds came into my life. I love learning new and different techniques, and I have carved, painted, drawn, and more on gourds.

Toni Best – Visalia, CA – Tulare/Sequoia Gourd Patch

Art has been the core of my existence since childhood. Continuing the love of weaving baskets for over 60 years, my creativity is centered on coiling pine needles alone and with gourds as bases. Pine needles have a flexibility that personifies movement and undulations. Every gourd is unique, as is every cut of the gourd, which then presents endless opportunities.

With my Master of Music degree, I appreciate the flow and rhythm of music. After retiring from teaching primary school, I have applied this movement and musicality to my art. Each piece represents a line of the music that speaks to me when I look at it. Achieving constant fluidity is a never-ending goal. My artwork reveals part of my soul or inner self.

Deb Curtis – Corvallis, OR

Deb learned basket weaving in 1982 in Virginia. Wanting to learn a craft native to that region, she made an Appalachian Egg Basket. She has been making baskets ever since. For her, baskets are a tradition that is constantly changing. Deb designs and produces contemporary baskets using traditional basketry materials.

Vickie Dewitt – Exeter, CA – Tulare/Sequoia Gourd Patch

Many years of loving baskets led Vickie to taking classes in the Pacific Northwest from a master basket instructor. She joined Vi Phillips Basketry Guild and fell in love with the creative process. Vickie's goal is to make something beautiful and useful and to share skills with all people who show an interest.

Jody Dingivan – San Martin, CA – Calabash Gourd Patch

Jody is a master porcelain doll maker and started doing gourd art and teaching basic gourd techniques locally in 2013. Currently, Jody is the president of the Calabash Gourd Patch and is also on the California Gourd Society board. Jody became a certified American Gourd Society judge in 2017.

Vickie Echols – Temecula, CA

Vickie is a certified American Gourd Society (AGS) judge who travels around the country teaching gourd art at festivals and private classes. She has been teaching gourd basketry for 14 years and has taught other techniques to be included in her gourd art. Vickie has had tutorials published in the AGS magazine and is an AGS officer.

M.E. Hue Graham – Selma, CA – Tulare/Sequoia Gourd Patch

M.E.Hue Graham is a multi-talented artist who has pursued a variety of art fields. Her oil paintings are exceptional and then she has shared this skill in classes. She has created stamps and taught stamp making classes in CA. She has taught gourd classes creating pieces with a sense of humor. M.E. did research and development for glass class and taught classes in California, Arizona, Nevada, New Mexico and Texas.

Cookie Hanson – Seal Beach, CA – California Gourd Society

Charlene (Cookie) Hanson has been creating in the fiber arts media since the mid-1970's. Currently, her art is produced in her studio in Seal Beach, California. Cookie teaches and shows in several mixed-media galleries, guilds, and conferences. She belongs to, and is active in, three basket guilds in California and three patches in the California Gourd Society. Cookie's appreciation for beauty and the shapes and forms of natural materials motivated her to experiment with the shapes of her basketry. Each piece develops its own sculpted form from the materials used. Materials, such as seagrass, dracaena draco, split leaf philodendron, king palm seed stalks, seaweed (kelp), grasses, and vines form Cookie's creative pieces.

Heather Hopman – Jackson, CA – Amador Gourd Patch

Heather has been messing with gourds for twenty years. She uses a wide variety of traditional and non-traditional techniques in her work, including many she has invented. She has won many awards at gourd competitions and is the reigning California State Fair Best of Division winner.

Bonnie Kennedy – Reno, NV

Bonnie has always had a love for baskets. In the 1970's, she ordered two basket weaving books. At that time, she didn't have any idea what they were talking about. Bonnie began basket weaving upon retiring in 2010. She has attended as many classes and workshops as she could. Bonnie has learned so much, and knows there is so much more to learn. She has been fortunate enough to be able to go to Thorne Bay, Alaska, to the Coiling and Weaving workshop twice. She believes if you don't learn something new every day, you haven't done anything. She also likes learning about different weaving materials such as willow, pine needles, reed, raffia, and recycled materials. So far, they are all her favorite! Bonnie's goal is to be able to look at any basket and figure out how it was made. She looks forward to many more years of learning and teaching.

Camille King – Santa Rosa Valley, CA - Ventura Gourd Artists

Ventura County based gourd artist, Camille King has been doing gourd art since 2010. Originally a construction engineer, Camille naturally gravitated toward the carving and assemblage aspect of gourd art. Camille's inspiration comes from nature and everyday life. The shape of the gourd also plays a huge factor. Camille loves to find items to incorporate in her art with items found in nature or at the local Goodwill store.

Jennifer Malone – Exeter, CA - Wukchumni Tribal Member

Jennifer has been weaving for approximately 25 years. She was taught by her mother Marie Wilcox, who was taught by her mom Beatrice Francisco Aranes. Her grandmother and great grandmother on her dad's side were great basket weavers. Maggie Icho, also known as Wahnokot, has baskets at the Autry Museum in Los Angeles. Jennifer loves weaving with her mother, who always kept her going. They would sit outside and weave together. It was a relaxing and very good time. Jennifer is teaching all these different styles of baskets, hoping to create another teacher to keep this tradition alive.

Margaret Mathewson – Alsea, OR

Margaret is a scholar, teacher, and basket maker, weaving traditional styles since 1980. After graduating from UC Santa Cruz, she did graduate work at UC Berkeley focusing on contemporary issues in the maintenance of ancestral ways among native peoples of California. Margaret also did a post-doctoral fellowship at the Smithsonian USNMNH, studying old basketry collections and working with tribes to revive traditions. She continues to attend western native weavers' gatherings every year and works for tribes in several states on issues of land management, access to weaving materials and ancestral food plants, and cultural resources education. Margaret works with tribal and other museums to identify basketry and to create exhibits in collaboration with tribes, focusing on native plants and ancestral technologies.

Sam McKinney – Lindsay, CA – Tulare/Sequoia Gourd Patch

Sam has been creating gourd art since 1998. Instead of formal art training, she has studied with the best in the gourd world: Toni Best, Cookie Hanson, and Bonnie Gibson, just to name a few. She has shown her art in Tubac and Tucson, Arizona, and all over California including Springville, Folsom, Fallbrook, Visalia, and Exeter. Sam is a member of the California Gourd Society and the Kaweah Artisans. She has also taught a master class on coiling at Fresno State University, and, along with teachers from across the United States, taught beading classes at the Baskets and Gourds - Containers of Our Culture conferences. Originally from Missouri, Sam came to California in 1967, where she met and married her husband, Bob, and in 1981, moved to Lindsay, California with their two sons. Sam is part of the Tulare/Sequoia Gourd Patch

Lucy Parker – Lee Vining, CA - Kashaya Pomo, Yosemite Miwok, Mono Lake Paiute, and Coast Miwok

Lucy lives in Lee Vining on the Eastern side of the Sierra: she is descended from Kashaya Pomo, Yosemite Miwok, Mono Lake Paiute, and Coast Miwok people. Lucy is proudly named after her father, Ralph's grandmother, Lucy Parker Telles, most famous for her traditional knowledge and oversize baskets housed in the Yosemite Museum as their primary collection. Lucy is the successor in a long line of Master Basket Makers and is also a well-known, well-respected basket maker along with her mother, Julia Parker. Lucy and Julia teach basket making and work as cultural demonstrators of traditional knowledge throughout the United States. Lucy demonstrates and teaches at Yosemite National Park and the California Academy of Sciences in San Francisco.

Lucy, works with all weaving traditions, researches, and contributes to education in all weaving styles. Most recently, she has worked as a consultant for the Southwest Indian Museum and Great Basin Weavers of Nevada at their gathering in Carson City. Lucy and her mother Julia have demonstrated and taught nationwide and continue to travel throughout the United States promoting the importance

of learning and keeping cultural knowledge and basket making skills alive and healthy. Their work in promoting these time-honored traditions has helped to establish this art form and educate the public in these respected and honored traditions of California Native people. Active in all Native issues, Lucy works with Park Services and Land Management organizations educating the public and government agencies about the protection and preservation of traditional land management for weaving and gathering sites. Lucy also organizes and is a guide for the Mono Lake-Yosemite Elders' sixty-five-mile traditional walk over the Sierras, currently celebrating its 25th anniversary.

Melanie Perkins – Crockett, CA

My intensive study of all things basketry began in June, 2022. I worked primarily in reed to build my skills, then pine needles, willow, cedar bark, and twined yarn. I wove over 100 baskets in the subsequent six months. I began working with paper craft bands in 2023.

Kathy Rousso – Ketchikan, AK

Kathy Rousso's fiber art reflects her time in southeast Alaska and Central America. She combines traditional northwest coast twining and Guatemalan knotless-netting techniques and has taught Ravenstail weaving, net bag making, and basketry from Alaska to Guatemala. Her website is kathrynrouso.com.

Grace Swanson – Encinitas, CA – San Diego County Gourd Artists

My interest in gourds began as a small child, born and raised in Nigeria. When I saw a class on gourd art offered by San Diego Botanic Garden, I decided to give it a try. The feel and smell of the burning gourd just took me 'home.' I was hooked. Gourds have taken over my life. My brushes, paints, and canvas have been pushed to one side (I used to be a watercolor and acrylic artist) as I explore the wonderfully tactile, three-dimensional world of gourds.

Jennifer Wool – San Jose, CA

Jennifer Wool has been creating 3D artwork for over 40 years, working in clay, gourds, basketry, and fiber arts. She has delighted in teaching and passing on the skills in many workshops in her home, around the Bay Area, and in many basketry conferences in California. Jennifer enjoys using found and harvested materials in her artwork

REGISTRATION INFORMATION

Registration

- Complete **ONE FORM PER STUDENT**.
- Class sizes are limited.
- State your 1st, 2nd and 3rd choices on your application. Only list classes you are willing to take. Failure to list three class choices may result in an administrative processing fee being charged to any refund should your class/es be cancelled.
- **January 31, 2024:** All forms postmarked by January 31, 2024, will be treated as first day registrations. After January 31, classes will be filled on a first-come, first-served basis.
- **February 28, 2024:** a \$5 late fee will be required in addition to registration fees.
- **March 15, 2024:** Your class confirmation letter will be mailed **IN THE STAMPED ENVELOPE YOU HAVE PROVIDED.**
- **March 31, 2024: MATERIALS/ PREPARATION FEES ARE REQUIRED IN ADVANCE.** An invoice for these fees will be sent with your confirmation letter. **Payment is due by March 31, 2024.**
- **Once registration in a class has been confirmed, you may not change to another class. Registration is complete upon payment of materials/preparation fees.**
- Should the instructor cancel your class, your second or third choice will be honored.

I have applied to attend:			
Classes	1 st choice	2 nd choice	3 rd choice
Saturday	# _____	# _____	# _____
Sunday	# _____	# _____	# _____
(For your information only, Please keep for your records)			

Cancellation

- A processing fee of \$15 for one class or \$25 for two classes will be deducted from all registration refunds.
- No refunds will be issued after March 31, 2024.
- Any cancellations must be in writing and mailed or emailed to:
Toni Best, P.O. Box 6846, Visalia, CA 93290; tonibestbaskets@gmail.com
- If you cancel after March 31, 2024, you may sell your confirmed class registration package to another student for its face value. Any such arrangements are solely your responsibility. You must notify Toni Best of any such sale (see contact information).

Additional Information

- **Lunches from Sierra Subs and Salads must be pre-ordered and paid for at the time of registration March 31, 2024. No extra lunches are available onsite.** You may also bring your own lunch or leave to purchase lunch.
- A **Teachers' Marketplace and No-host Reception** will be held on Saturday from 4:30 to 5:30pm at the Conference Center. This is a great opportunity to buy your instructors' work, kits, and materials.
- A **Buffet Dinner with Keynote Speaker**, Annetta Kraayveld will be held on Saturday at 6:00pm at the Conference Center.
- The drawing for the **Gourd Wall Art** will be held on Saturday evening before 8:30.
- The **Silent Auction Results** will be available Saturday after 6:30pm. Payment is due at pick-up.
- Classes are held **RAIN** or **SHINE**, so please be prepared if your class is held outside.

Skill Levels:

- **Beginning:**
Little or no experience with techniques and/or materials
- **Intermediate:**
Some experience in the techniques and materials
- **Advanced:**
Proficient or have mastered the techniques and materials
- **All Levels:**
Class is suitable for any of the above levels

Check List:
1) Registration Form
2) Meals: lunch and/or dinner
3) Materials fee
4) Payment sent by March 31, 2024

REGISTRATION FORM

Contact Information:

- Toni Best (559) 627-5430; tonibestbaskets@gmail.com

Registration forms postmarked through January 31, 2024, will count as first registrants.

- **January 31, 2024** Class sizes are limited and will be filled on a first-come, first-served basis.
- Your class confirmation will be mailed by March 15, 2024, **in the stamped envelope you provide.**
- **March 31, 2024:** All materials and preparation fees are **required** and **must be** sent to Toni Best upon receipt of your class confirmation.
- Please indicate 1st, 2nd and 3rd choices. You must be willing to take any of the classes you list. (See *Registration Information* page in this booklet.)
- Only one registrant per form.

PLEASE PRINT LEGIBLY!

NAME	Last		First	
ADDRESS	Street	City	State	Zip
PHONE	Cell		Email	
	1 st Choice	2nd Choice	3 rd Choice	TOTALS
Saturday	# _____	# _____	# _____	= \$65 per class
Sunday	# _____	# _____	# _____	= \$65 per class
Lunches (please see next page for order form) \$13.00 per day x _____ day				= _____ Lunch Total
(Provided by Sierra Subs and Salads)				Total = _____
Late Fee of \$5 if postmarked after February 28, 2024				+ _____ Late Fee
Saturday night dinner with keynote speaker \$25				+ _____ Dinner Fee
Unfortunately, we are unable to provide meal choices beyond the standard offering				
				Grand Total = _____ **
**Your materials fees and any other unpaid meal orders and fees are due March 31, 2024.				

- **No refunds after March 31, 2024.** An administrative fee of \$15 will be charged to cancel a one-day class or \$25 for two classes prior to March 31, 2024.
- Make check or money order for registration payable to **Baskets and Gourds Conference**. Mail with a **self-addressed, stamped envelope** to Toni Best, P.O. Box 6846, Visalia, CA 93290.
- Credit card payments accepted through PayPal or Venmo. Please go to <https://basketsandgourds.com> to pay with credit card.
- Questions: Toni (559) 627-5430 tonibestbaskets@gmail.com
- **No phone-in registrations accepted.**

I understand that a refund, minus an administrative fee, may be obtained until March 31, 2024. After this date, no refunds will be issued.

Participant Signature (required) _____ Date _____

NOTE: Registration form is for classes and meals only. You must make your own room reservations.

Admin use only: Received Entered Confirmation sent **Payment:** Check Money Order Cash PayPal

Baskets & Gourds Conference Lunch Menu
Sierra Subs and Salads
Saturday, April 27, 2024

Name: _____

Please choose **ONE** of the options below. Your lunch will come with fruit, chips and a brownie; all sauces and dressings will be on the side.

Gluten Free Bread: _____

- **BUFFALO BILL**- Grilled Chicken Breast, Fresh Mozzarella, Pesto, Tomato, Onions and Mayo on a Roll
- **VEGETARIAN BILL**- same sandwich as above but with avocado instead of chicken
- **THE TOM**- Turkey, Goat Cheese and Herb Spread, Onions, Spinach and Sun-Dried Tomato on a Roll
- **VEGETARIAN TOM**- same sandwich as above but with avocado instead of turkey
- **MUFFULETTA**- Black Forest Ham, Genoa Salami, Homemade Olive and Roasted Red Pepper Tapenade, Provolone Cheese, Tomato, Red Onion and Lettuce on a Roll
- **GOURMET GREEN**- Turkey, Almond-Cilantro and Jalapeno Spread, Red Onion, Roasted Red Pepper, Havarti Cheese and Spinach on a Roll
- **VEGETARIAN GREEN**- Avocado, Almond-Cilantro and Jalapeno Spread, Red Onion, Roasted Red Pepper, Havarti Cheese and Spinach on a Roll
- **CAPRESE SALAD**- Greens, Grilled Chicken, Tomato, Red Onions, Fresh Mozzarella and Pesto Vinaigrette
- **VEGETARIAN CAPRESE**- Greens, Avocado, Tomato, Red Onions, Fresh Mozzarella and Pesto Vinaigrette
- **SMOKED TURKEY SALAD**- Greens, Smoked Turkey, Pecans, Red Onion, Cranberries, Swiss Cheese and Honey Mustard Vinaigrette
- **CHEF SALAD**- Greens, Black Forest Ham, Turkey, Cheddar Cheese, Tomato, Cucumber, Avocado and Ranch OR Balsamic Vinaigrette
- **CHICKEN BACON RANCH SALAD**- Greens, Chicken, Bacon, Cheddar, Tomato, Cucumber and ranch dressing

Baskets & Gourds Conference Lunch Menu
Sierra Subs and Salads
Sunday, April 28, 2024

Name: _____

Please choose **ONE** of the options below. Your lunch will come with fruit, chips and a brownie; all sauces and dressings will be on the side.

Gluten Free Bread: _____

- **BUFFALO BILL**- Grilled Chicken Breast, Fresh Mozzarella, Pesto, Tomato, Onions and Mayo on a Roll
- **VEGETARIAN BILL**- same sandwich as above but with avocado instead of chicken
- **THE TOM**- Turkey, Goat Cheese and Herb Spread, Onions, Spinach and Sun-Dried Tomato on a Roll
- **VEGETARIAN TOM**- same sandwich as above but with avocado instead of turkey
- **MUFFULETTA**- Black Forest Ham, Genoa Salami, Homemade Olive and Roasted Red Pepper Tapenade, Provolone Cheese, Tomato, Red Onion and Lettuce on a Roll
- **GOURMET GREEN**- Turkey, Almond-Cilantro and Jalapeno Spread, Red Onion, Roasted Red Pepper, Havarti Cheese and Spinach on a Roll
- **VEGETARIAN GREEN**- Avocado, Almond-Cilantro and Jalapeno Spread, Red Onion, Roasted Red Pepper, Havarti Cheese and Spinach on a Roll
- **CAPRESE SALAD**- Greens, Grilled Chicken, Tomato, Red Onions, Fresh Mozzarella and Pesto Vinaigrette
- **VEGETARIAN CAPRESE**- Greens, Avocado, Tomato, Red Onions, Fresh Mozzarella and Pesto Vinaigrette
- **SMOKED TURKEY SALAD**- Greens, Smoked Turkey, Pecans, Red Onion, Cranberries, Swiss Cheese and Honey Mustard Vinaigrette
- **CHEF SALAD**- Greens, Black Forest Ham, Turkey, Cheddar Cheese, Tomato, Cucumber, Avocado and Ranch OR Balsamic Vinaigrette
- **CHICKEN BACON RANCH SALAD**- Greens, Chicken, Bacon, Cheddar, Tomato, Cucumber and ranch dressing

NOT REQUIRED FOR CONFERENCE REGISTRATION

*CALIFORNIA GOURD SOCIETY Membership Application Form www.californiagourdsociety.com		
(PayPal Option Available on Website)		
Renewal:	Individual Member:	
New Member:	Family Membership:	<i>(No additional cost)</i>
CGS membership dues are \$20 based on a calendar year. <i>(Those joining September through December will have memberships valid through the end of following year.)</i>		
Name:		
Household Member Name for "Family Membership" checked:		
Address:		
City/State/Zip:		
Telephone Number:		
E-Mail Address: <i>Please remember to update your email address when it changes so that you can continue to receive the Golden Gourd, our electronic magazine.</i>		

Important! Please check your primary (one) regional gourd patch affiliation.

NORTHERN CALIFORNIA

- Amador County Gourd Artists
- Bachelor Valley Gourd Club of Lake County
- Calabash Club of Silicon Valley
- Folsom Gourd Artists
- Foothill Gourders
- East Bay Gourd Patch
- Petaluma Gourd Artists
- Rio Linda Gourd Artists

SOUTHERN CALIFORNIA

- Los Angeles West Gourd Patch (LAW)
- Orange County Gourd Society Patch
- San Diego County Gourd Artists
- Tulare/Sequoia Gourd Patch
- Ventura County Gourd Artists

- I am not a member of a regional gourd patch

Please make check payable to California Gourd Society (CGS) and mail with this form to:
California Gourd Society, Debbie Zimmerman, Director of Membership
5636 Campo Walk,
Long Beach, CA 90803

Information about joining the American Gourd Society can be found at www.americangourdsociety.org.

*A community partner of the Basket and Gourds Containers of Our Culture Conference

NOT REQUIRED FOR CONFERENCE REGISTRATION

***MEMBERSHIP FORM - Handweavers of the Valley**

Please complete the following HWOTV Membership Form & return with payment of dues:

NAME _____ ADDRESS _____

CITY- State
_____, _____ ZIPCODE _____

PHONE: HOME (____) _____
CELL (____) _____
EMAIL ADDRESS _____

RENEWAL () NEW MEMBER () LIFE TIME MEMBER () WEAVER ()

SPINNER () DYER () OTHER ()

DUES
Individuals \$25.00 Family \$35.00

AMOUNT PAID \$ _____
DATE _____

MAKE CHECK PAYABLE TO: HWOTV

Donna Smith
36140 Hwy 190
Springville, CA 93265

*A community partner of the Basket and Gourds Containers of Our Culture Conference